



# LATINO SUPPORT FOR CLEAN ENERGY INVESTMENT

LATINO VOTER OPINION  
IN BATTLEGROUND STATES AND DISTRICTS

Matt Barreto, PhD  
matt@bspresearch.com

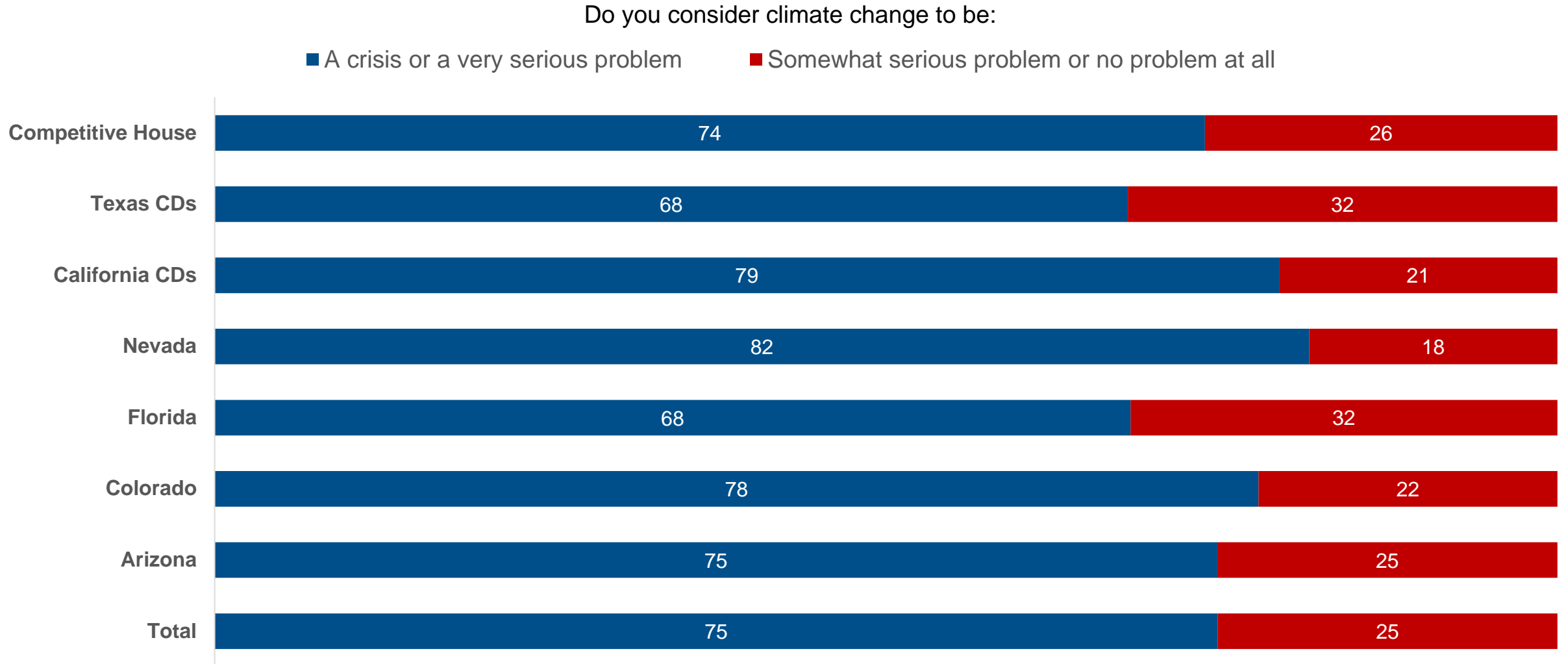
Stephen Nuño-Pérez, PhD  
stephen@bspresearch.com

**CLIMATE  
POWER**

# Survey Methodology - Specifications

- BSP Research designed and implemented this survey on behalf of ClimatePower
- The survey had a large sample of Latino adults (N=1700  $\pm$ 2%) across the following states:
  - Nevada N=260 ( $\pm$ 6%)
  - Florida N=357 ( $\pm$ 5%)
  - Colorado N=260 ( $\pm$ 6%)
  - Arizona N=319 ( $\pm$ 5%),
  - Competitive House N=704 ( $\pm$ 4%)
  - Texas CDs N=226 ( $\pm$ 7%)
  - California CDs N=252 ( $\pm$ 6%)
- English or Spanish, according to respondent preference
- Blended data collection approach with a mix of telephone and on-line interviews
- Data were weighted to match the demographic composition of Latino registered voters across the states sampled based on the most recent US Census estimates

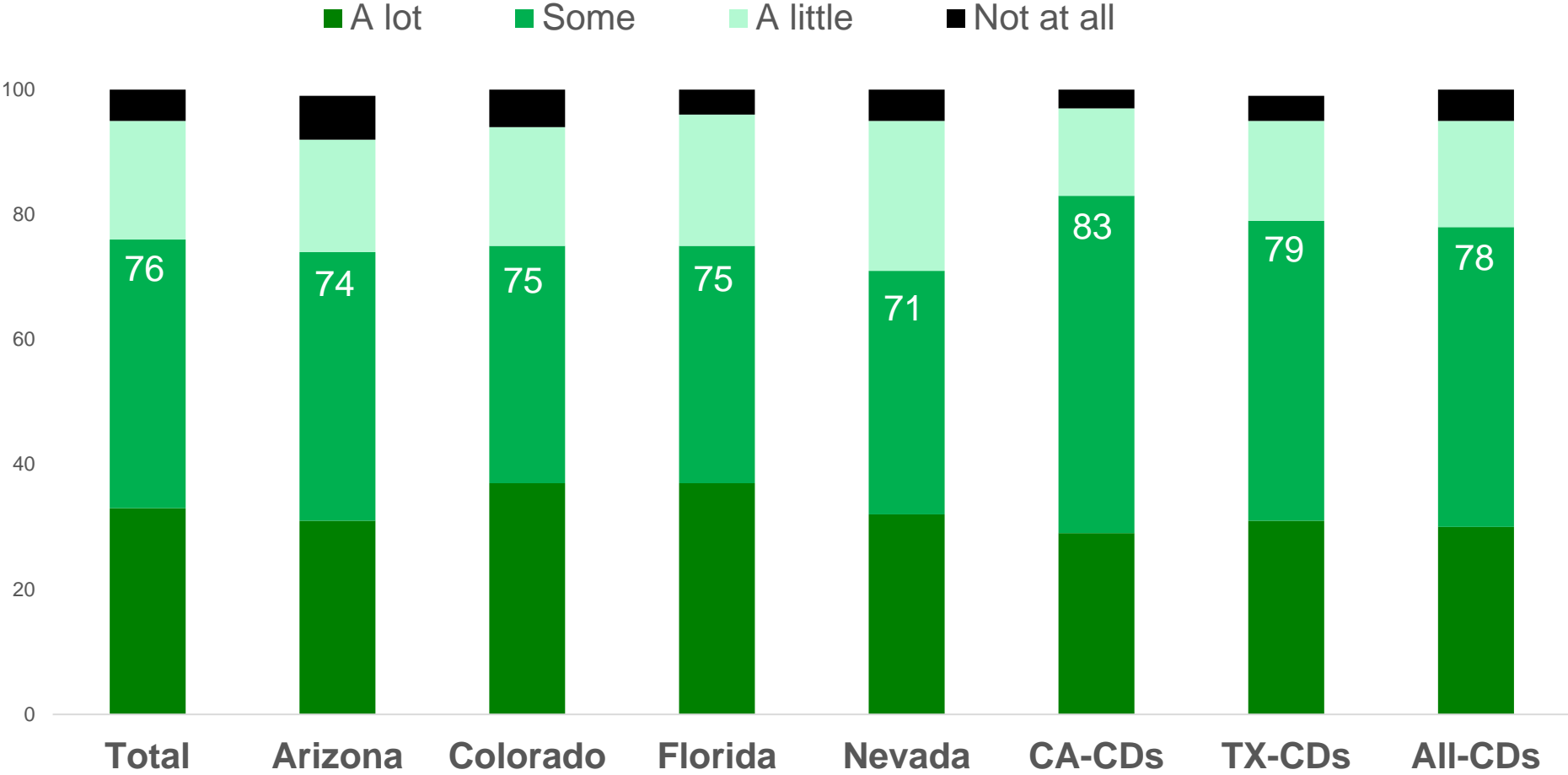
# Climate Change is a key voting issue for Latinos



October 9-18, 2021; Total N=1,700 ( $\pm 2\%$ ), Nevada N=260 ( $\pm 6\%$ ), Florida N=357 ( $\pm 5\%$ ), Colorado N=260 ( $\pm 6\%$ ), Arizona N=319 ( $\pm 5\%$ ), Competitive House N=704 ( $\pm 4\%$ ), Texas CDs N=226 ( $\pm 7\%$ ), California CDs N=252 ( $\pm 6\%$ )

# Latinos report high attention to extreme weather

How much attention have you been paying to the news about extreme temperatures, wildfires, droughts, and hurricanes?

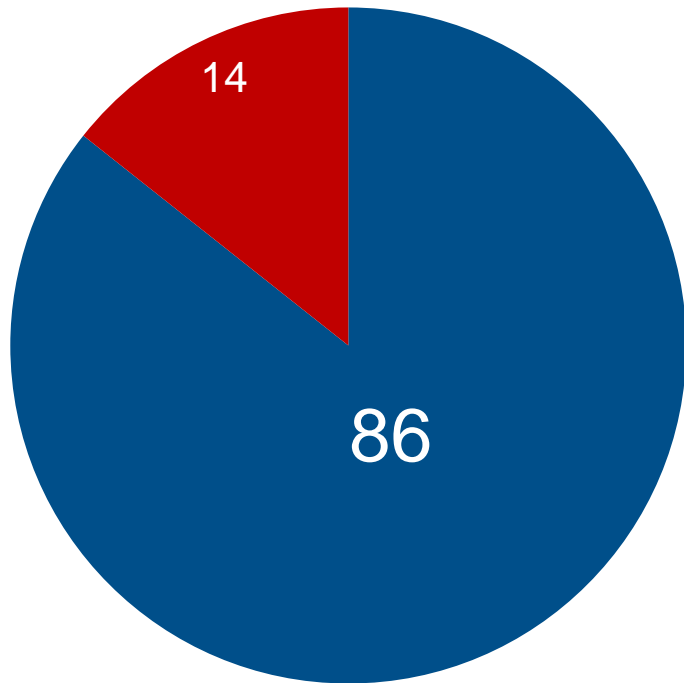


October 9-18, 2021; Total N=1,700 (±2%), Nevada N=260 (±6%), Florida N=357 (±5%), Colorado N=260 (±6%), Arizona N=319 (±5%), Competitive House N=704 (±4%), Texas CDs N=226 (±7%), California CDs N=252 (±6%)

# Latinos Show Strong Support for Expanding Clean Energy

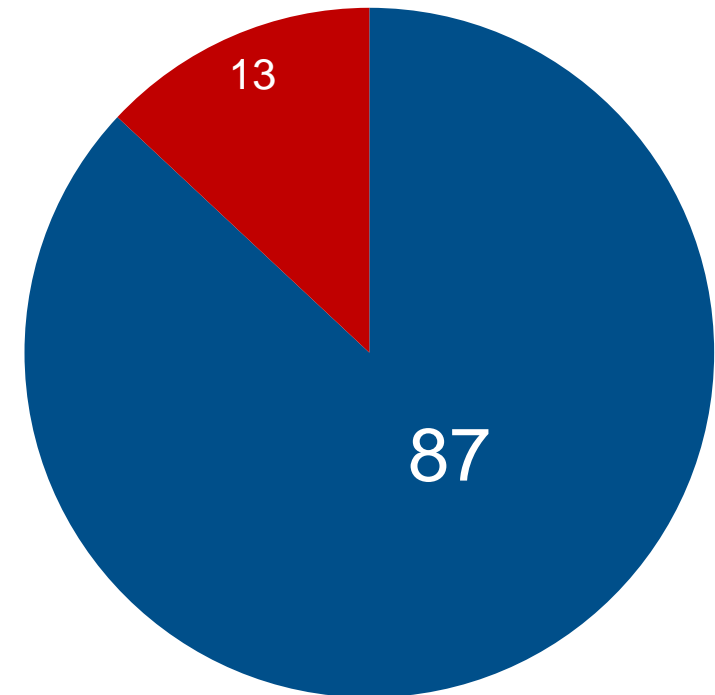
Provide tax incentives to make clean energy sources like wind and solar power widely available at lower costs

■ TOTAL SUPPORT ■ TOTAL OPPOSE



Create millions of additional clean energy jobs in fast-growing industries like wind and solar

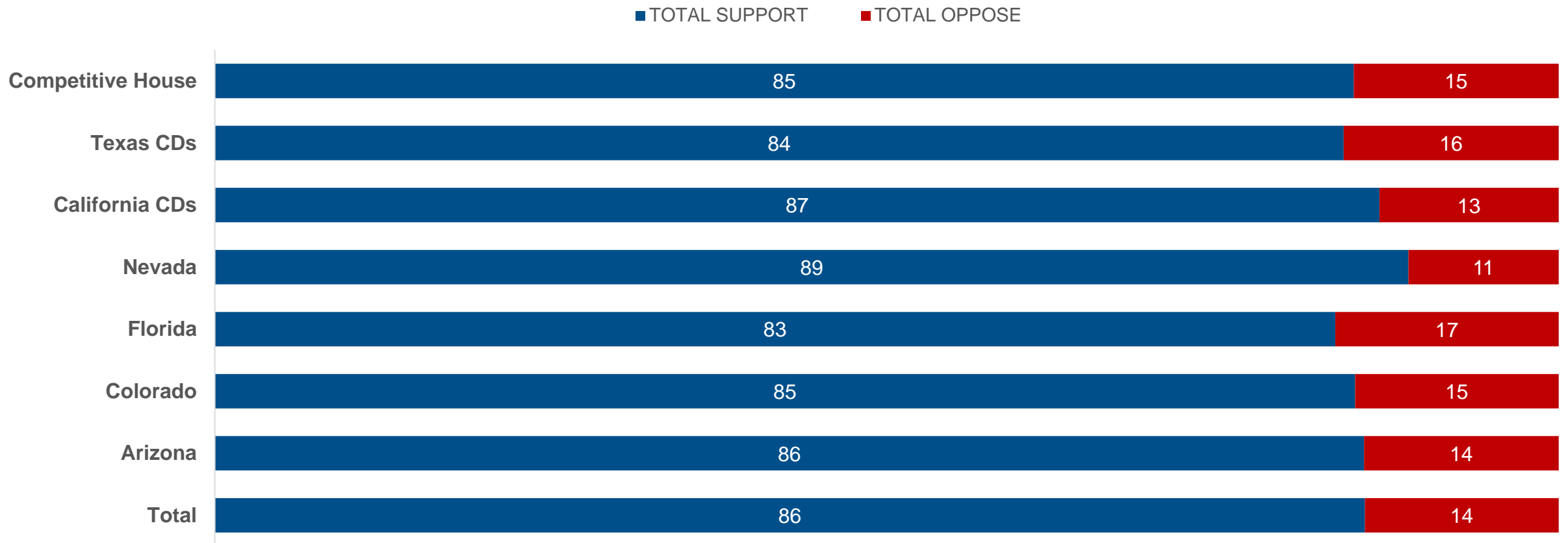
■ TOTAL SUPPORT ■ TOTAL OPPOSE



# Latinos want Accountability from Oil and Gas Companies

Latinos overwhelmingly support legislation that would force oil and gas companies to pay for their part in pollution.

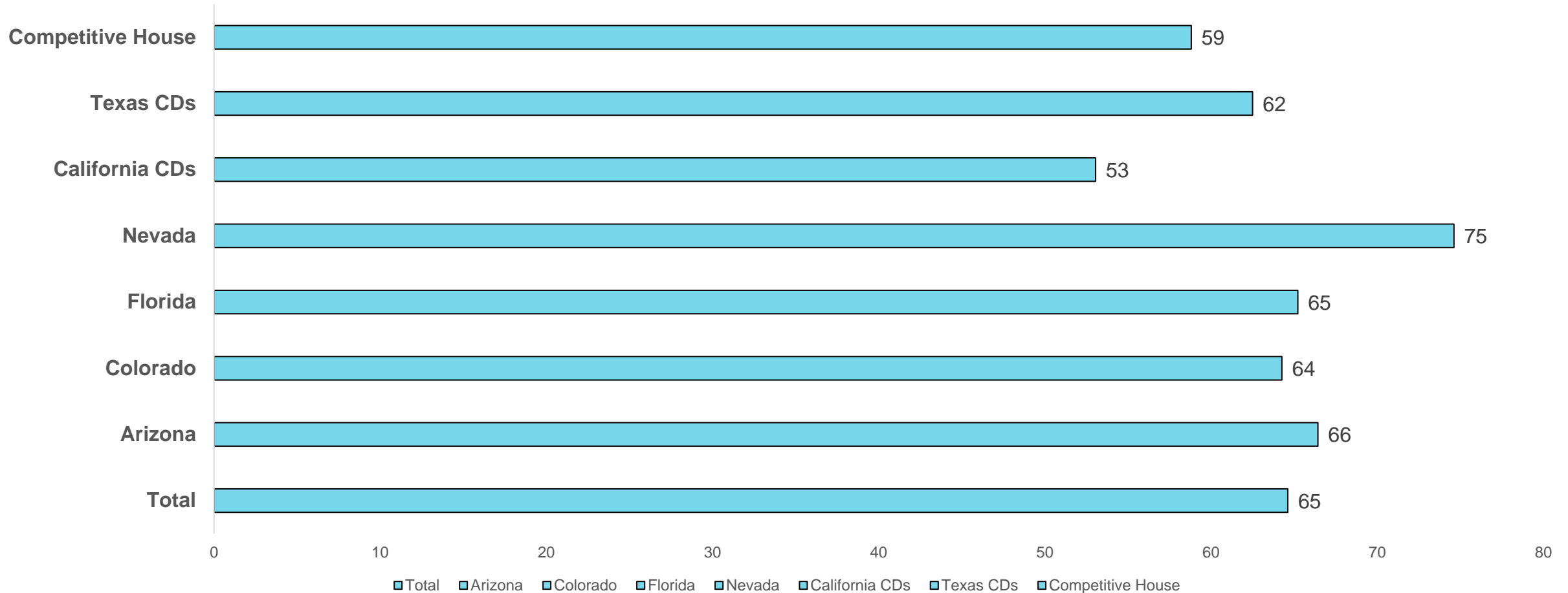
Make oil and gas companies pay their fair share for the pollution they create



October 9-18, 2021; Total N=1,700 (±2%), Nevada N=260 (±6%), Florida N=357 (±5%), Colorado N=260 (±6%), Arizona N=319 (±5%), Competitive House N=704 (±4%), Texas CDs N=226 (±7%), California CDs N=252 (±6%)

# Latinos Want to See Action in Their Communities

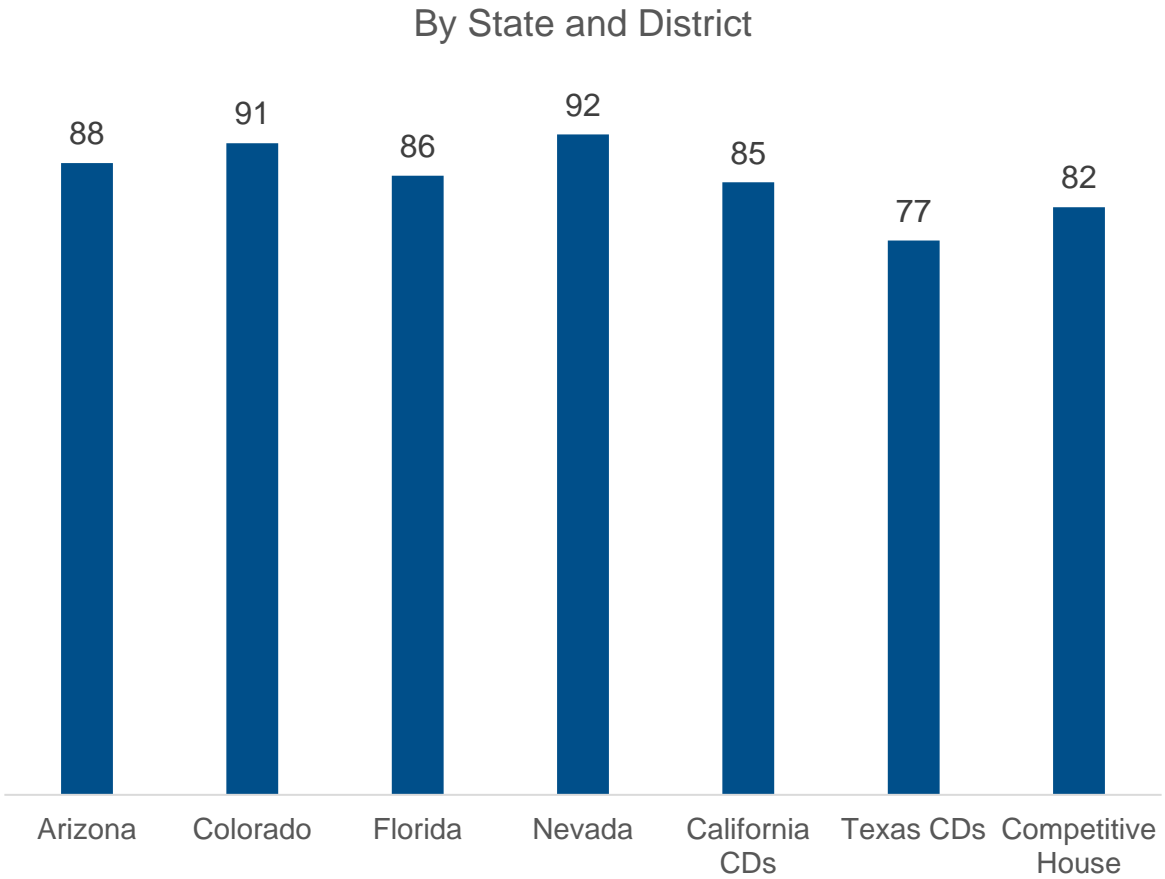
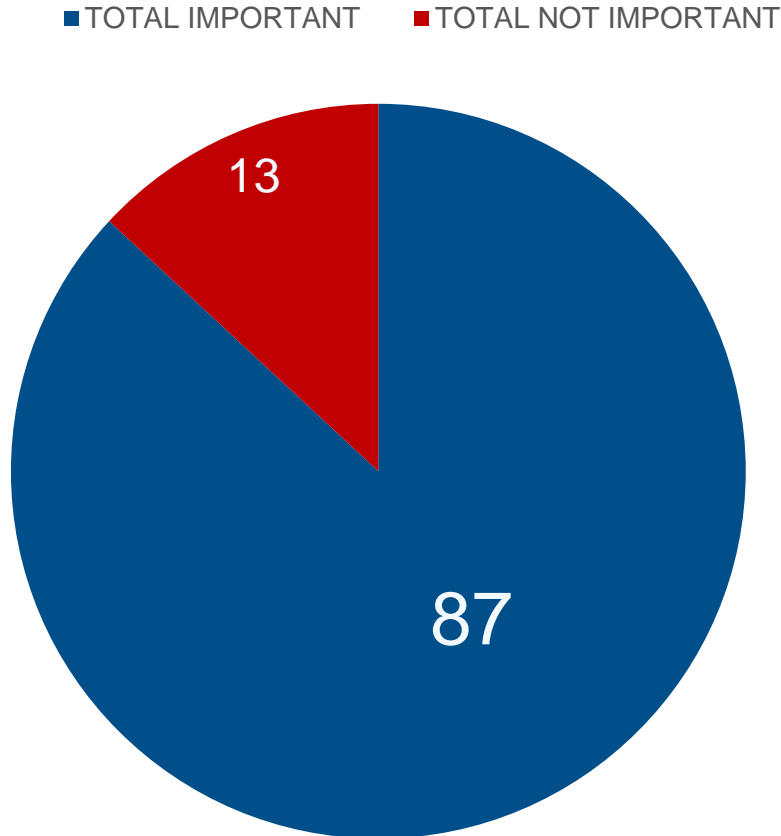
Focus on doing things that help as many people as possible as quickly as possible, even if it means doing so without Republican support.



October 9-18, 2021; Total N=1,700 ( $\pm 2\%$ ), Nevada N=260 ( $\pm 6\%$ ), Florida N=357 ( $\pm 5\%$ ), Colorado N=260 ( $\pm 6\%$ ), Arizona N=319 ( $\pm 5\%$ ), Competitive House N=704 ( $\pm 4\%$ ), Texas CDs N=226 ( $\pm 7\%$ ), California CDs N=252 ( $\pm 6\%$ )

# Latinos want to protect their children from Disease

Because Latino children suffer from higher rates of asthma, Latino voters placed a high importance on protecting the health of our families by reducing toxic pollution in our air and water

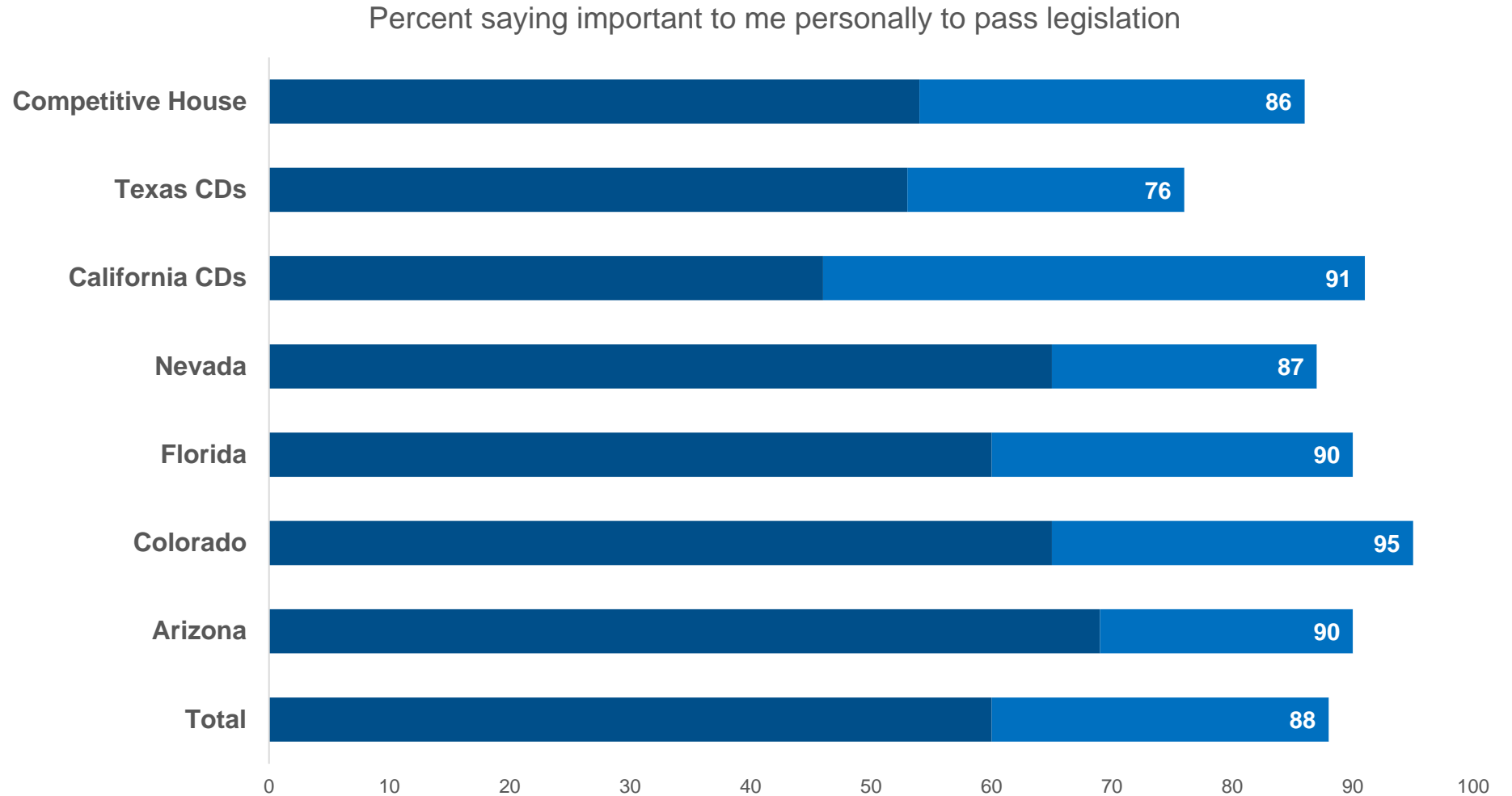


October 9-18, 2021; Total N=1,700 (±2%), Nevada N=260 (±6%), Florida N=357 (±5%), Colorado N=260 (±6%), Arizona N=319 (±5%), Competitive House N=704 (±4%), Texas CDs N=226 (±7%), California CDs N=252 (±6%)



# Climate Change is Not Just a Local Issue for Latino Voters

Latino voters overwhelmingly agreed: Climate change is creating extreme weather and natural disasters for families and friends in Mexico, and Central and South America.

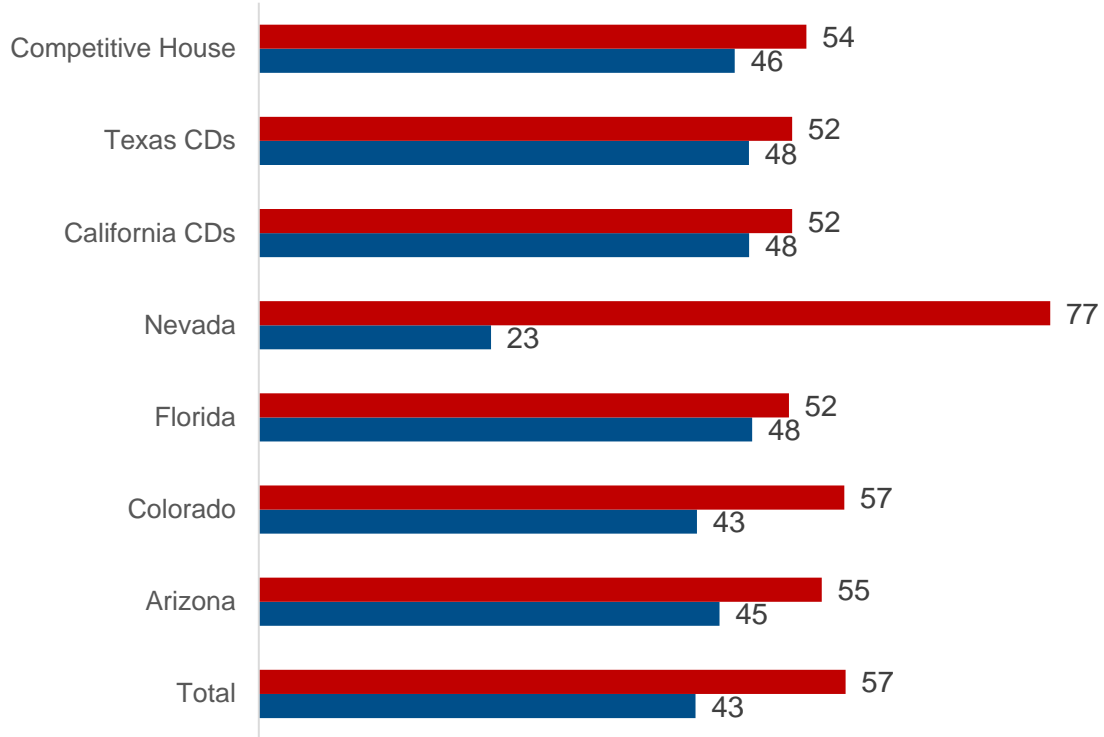


October 9-18, 2021; Total N=1,700 (±2%), Nevada N=260 (±6%), Florida N=357 (±5%), Colorado N=260 (±6%), Arizona N=319 (±5%), Competitive House N=704 (±4%), Texas CDs N=226 (±7%), California CDs N=252 (±6%)

# Dealbreakers for the Latino Community

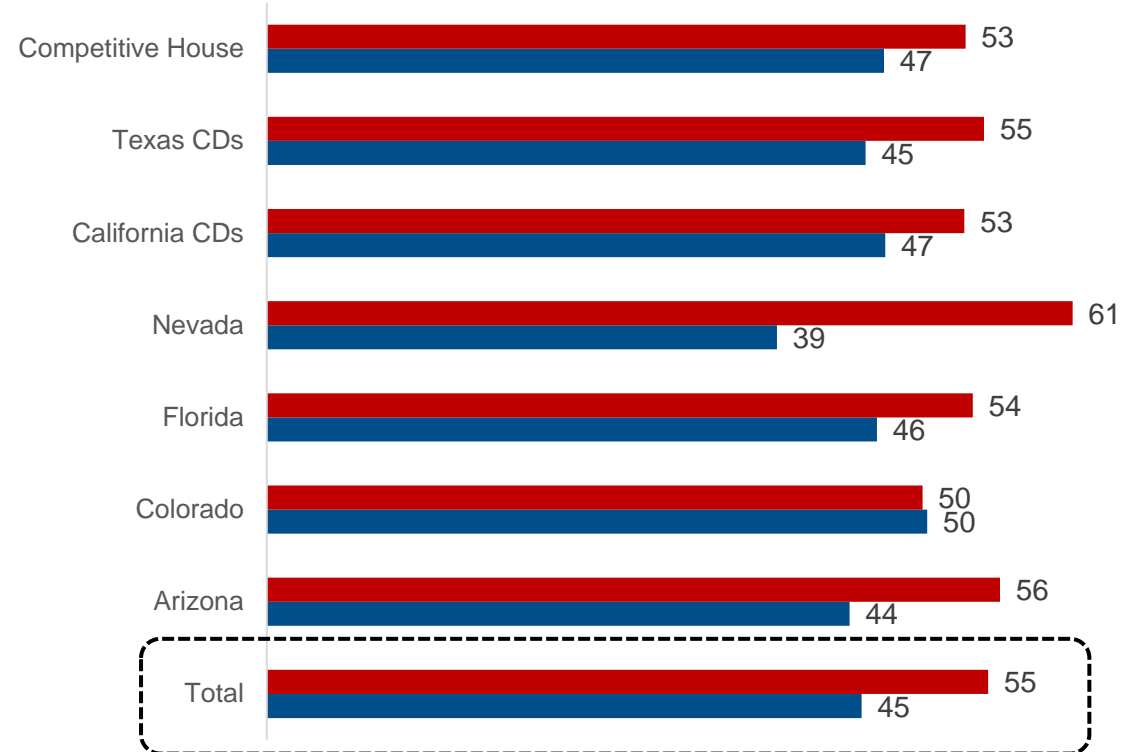
## Opposes the Dream Act and does NOT support permanent legal status for Dreamers

- Yes, this is a deal-breaker, I could NOT vote for this candidate, even if I agree with them on other issues
- No, not a deal breaker for me



## Opposes national legislation to address and reduce climate change

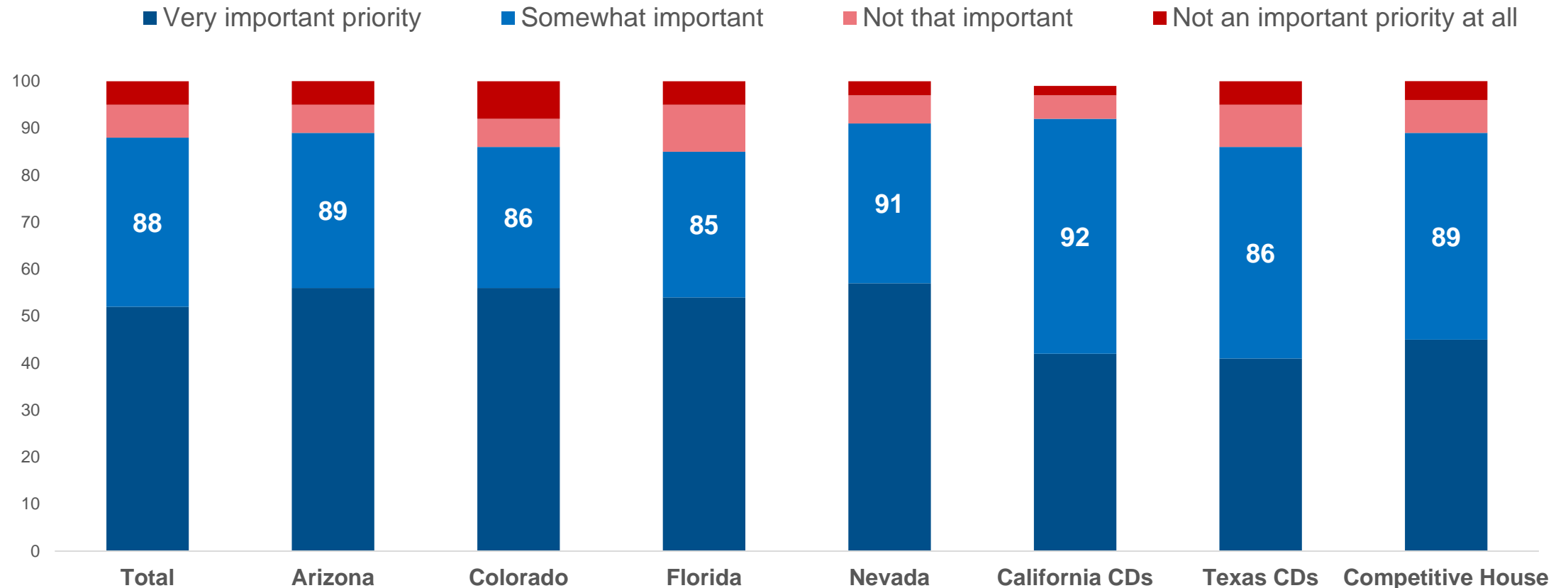
- Yes, this is a deal-breaker, I could NOT vote for this candidate, even if I agree with them on other issues
- No, not a deal breaker for me



October 9-18, 2021; Total N=1,700 (±2%), Nevada N=260 (±6%), Florida N=357 (±5%), Colorado N=260 (±6%), Arizona N=319 (±5%), Competitive House N=704 (±4%), Texas CDs N=226 (±7%), California CDs N=252 (±6%)

# Latinos want Climate legislation this year

Do you think taking action to deal with climate change should be a priority for the President and Congress this year?



October 9-18, 2021; Total N=1,700 ( $\pm 2\%$ ), Nevada N=260 ( $\pm 6\%$ ), Florida N=357 ( $\pm 5\%$ ), Colorado N=260 ( $\pm 6\%$ ), Arizona N=319 ( $\pm 5\%$ ), Competitive House N=704 ( $\pm 4\%$ ), Texas CDs N=226 ( $\pm 7\%$ ), California CDs N=252 ( $\pm 6\%$ )

# Key Findings and Takeaways

- **Latinos are concerned about climate change and it's impact on their community**
- **Latinos Overwhelmingly Support the Build Back Better Act's Clean Energy Investments**
- **Climate is Personal for Latinos in Key Battleground States and it matters to their vote**

# Questions?

---

- Thank you for your work in engaging our community regarding climate change, let us know if you have any follow up questions:

Matt Barreto, PhD

[matt@bspresearch.com](mailto:matt@bspresearch.com)

Stephen Nuño-Pérez, PhD

[stephen@bspresearch.com](mailto:stephen@bspresearch.com)