



**PAT BROWN INSTITUTE  
FOR PUBLIC AFFAIRS**

*Unleashing the Power of Participation*



California  
**COMMUNITY**  
Foundation

# Los Angeles 6-Region Recovery Hubs:

Antelope Valley, Long Beach, San Fernando Valley, San Gabriel Valley, SELA, & South Los Angeles

Matt A. Barreto

[matt@bspresearch.com](mailto:matt@bspresearch.com)

BSP★RESEARCH

February 14, 2023

# About the Survey

---

- **Total N=3,000 (+/-1.8%) Los Angeles Residents**
  - Antelope Valley, Long Beach, San Fernando Valley, San Gabriel Valley, SELA, South Los Angeles
- **Field Dates: November 16, 2022 – January 14, 2023**
- **English or Spanish, according to preference**
- **Mixed mode: 75% online, 25% live telephone interviews**

# Key Findings

- **An overall theme throughout the findings is consistency on issues across regions such as community priorities, trust in government, as well as access to public services like transportation.**
  - Majority of respondents throughout all regions agree that things in their communities are headed in the right direction.
  - Angelenos across regions feel similarly on safety in their communities – 75% total Angelenos feel safe and comfortable in their communities.
- **While results are consistent regionwide, there are some on which Angelenos reports' expose disparities.**
  - About twice as many respondents in SELA and South LA believe their communities are "still in crisis" after the COVID-19 pandemic, in comparison with those in Long Beach, San Gabriel Valley, and San Fernando Valley.
  - More Angelenos living in South LA reported being significantly impacted by extreme weather than those living elsewhere.



**PAT BROWN INSTITUTE  
FOR PUBLIC AFFAIRS**  
*Unleashing the Power of Participation*



California  
**COMMUNITY**  
Foundation

# Community Priorities and 2022 Elections

# Top Community Priorities in 6 Regions

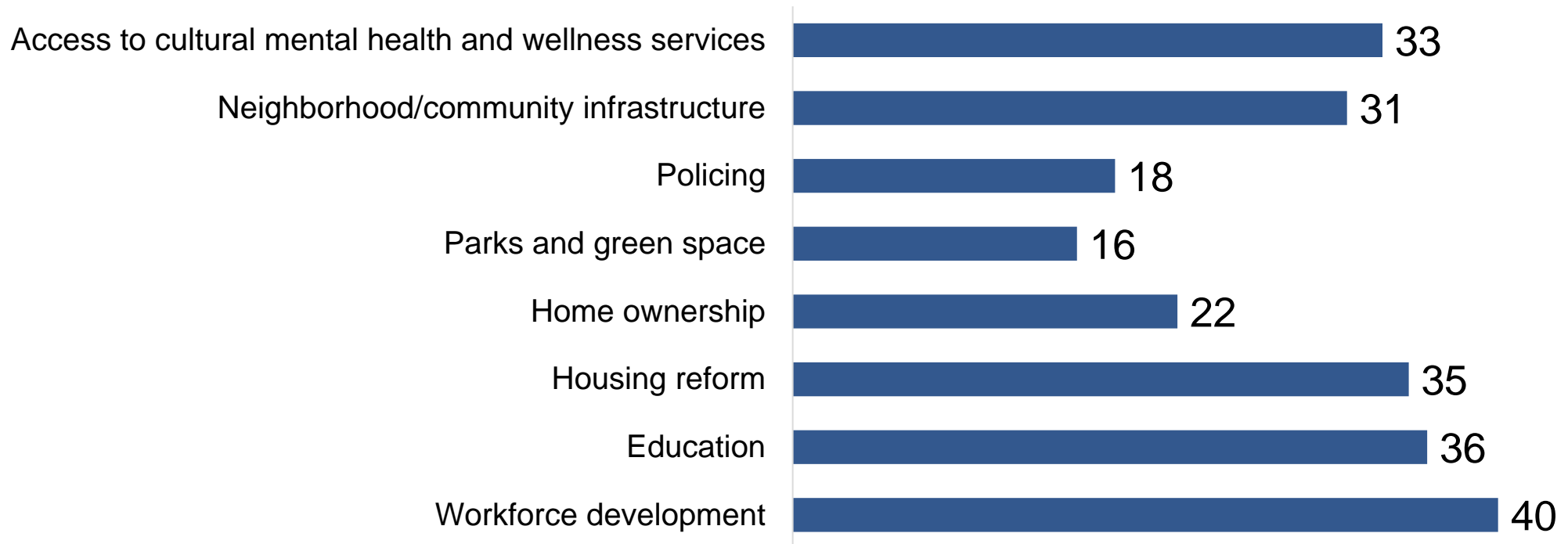
Many community leaders and elected officials say that we can recover from the pandemic and be better off than we were before. Thinking about your community, what would you say are top priorities that need to be addressed to better [REGION]?

Housing reform	39
Education	38
Workforce development	36
Neighborhood/community infrastructure	35
Access to cultural mental health and wellness services	29
Home ownership	22
Policing	21
Parks and green space	14

# Top Community Priorities: Antelope Valley

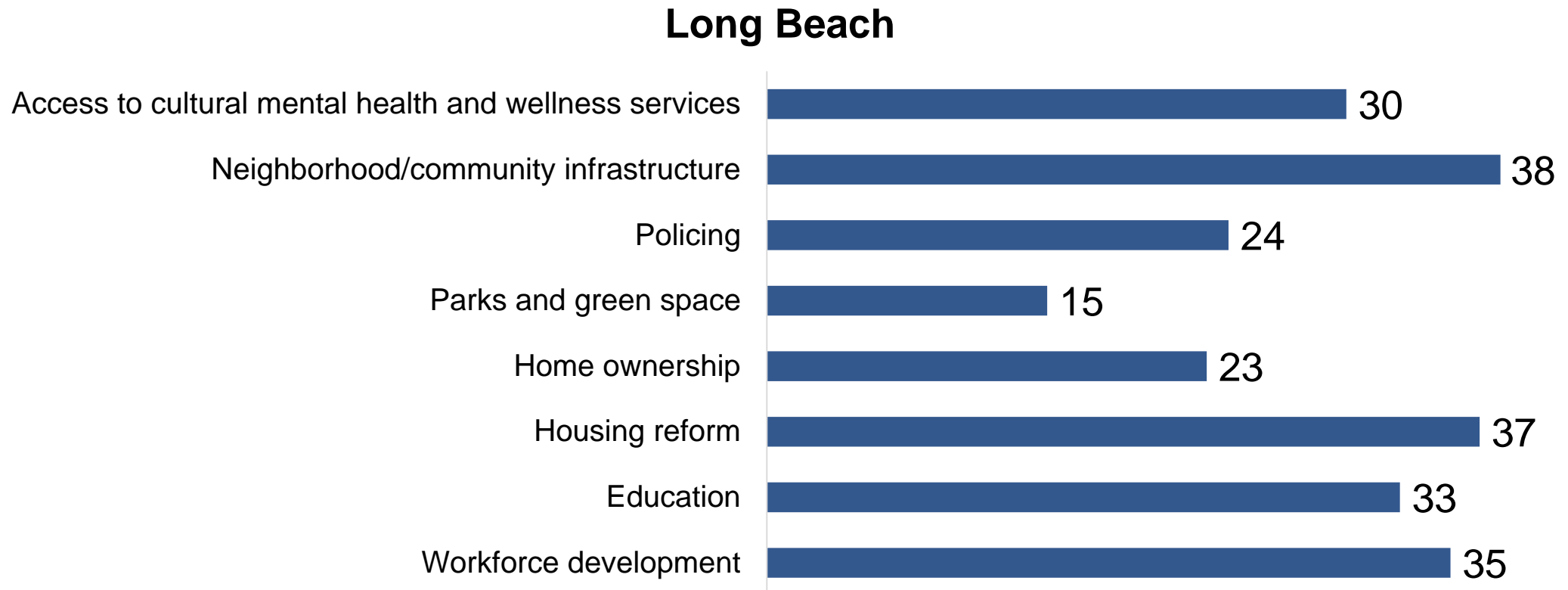
Many community leaders and elected officials say that we can recover from the pandemic and be better off than we were before. Thinking about your community, what would you say are top priorities that need to be addressed to better Antelope Valley?

## Antelope Valley



# Top Community Priorities: Long Beach

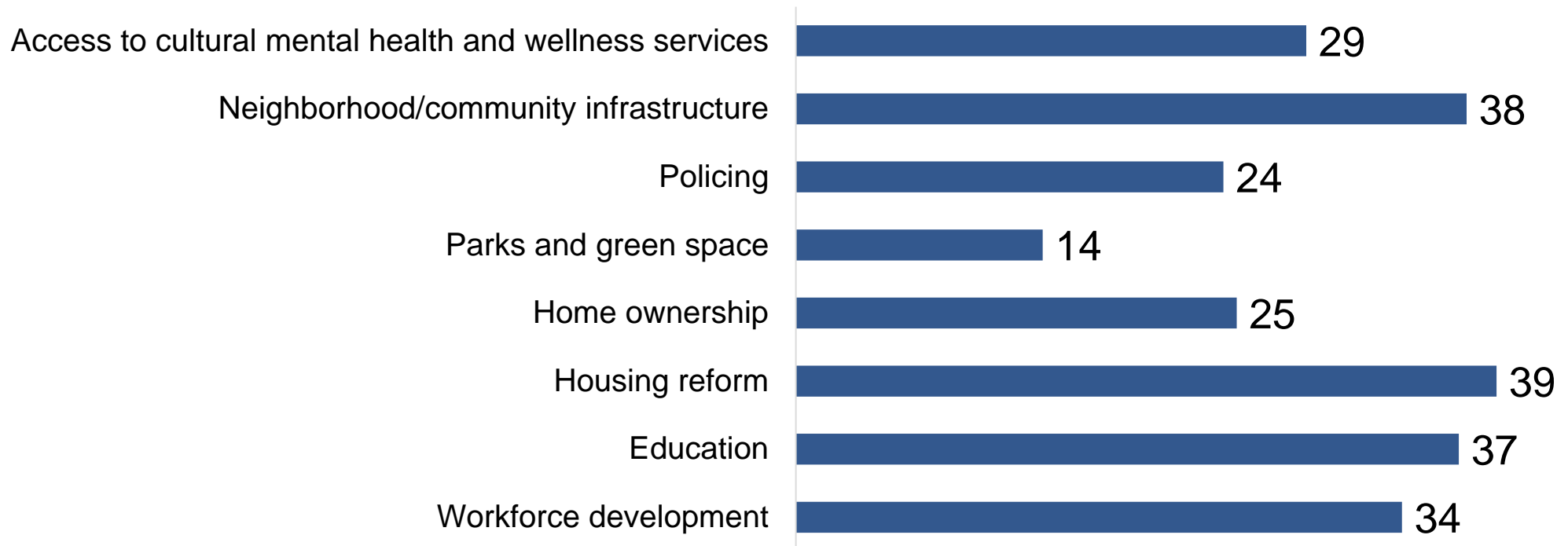
Many community leaders and elected officials say that we can recover from the pandemic and be better off than we were before. Thinking about your community, what would you say are top priorities that need to be addressed to better Long Beach?



# Top Community Priorities: San Fernando Valley

Many community leaders and elected officials say that we can recover from the pandemic and be better off than we were before. Thinking about your community, what would you say are top priorities that need to be addressed to better San Fernando Valley?

## San Fernando Valley

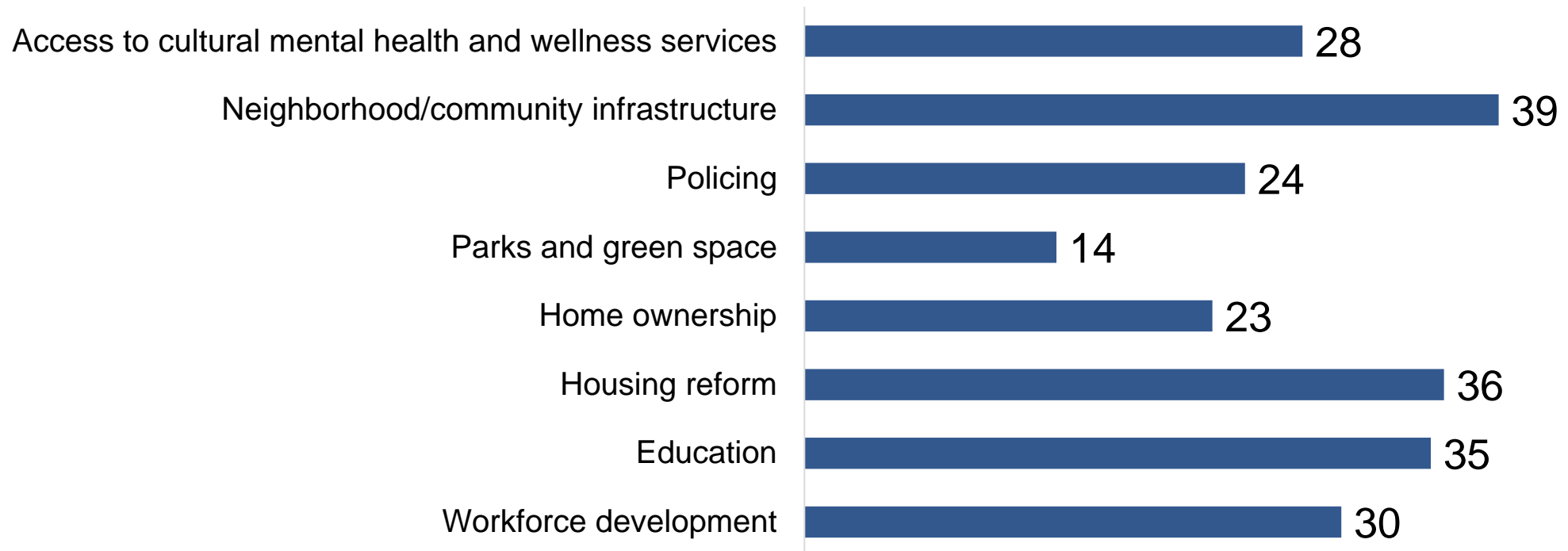




# Top Community Priorities: San Gabriel Valley

Many community leaders and elected officials say that we can recover from the pandemic and be better off than we were before. Thinking about your community, what would you say are top priorities that need to be addressed to better San Gabriel Valley?

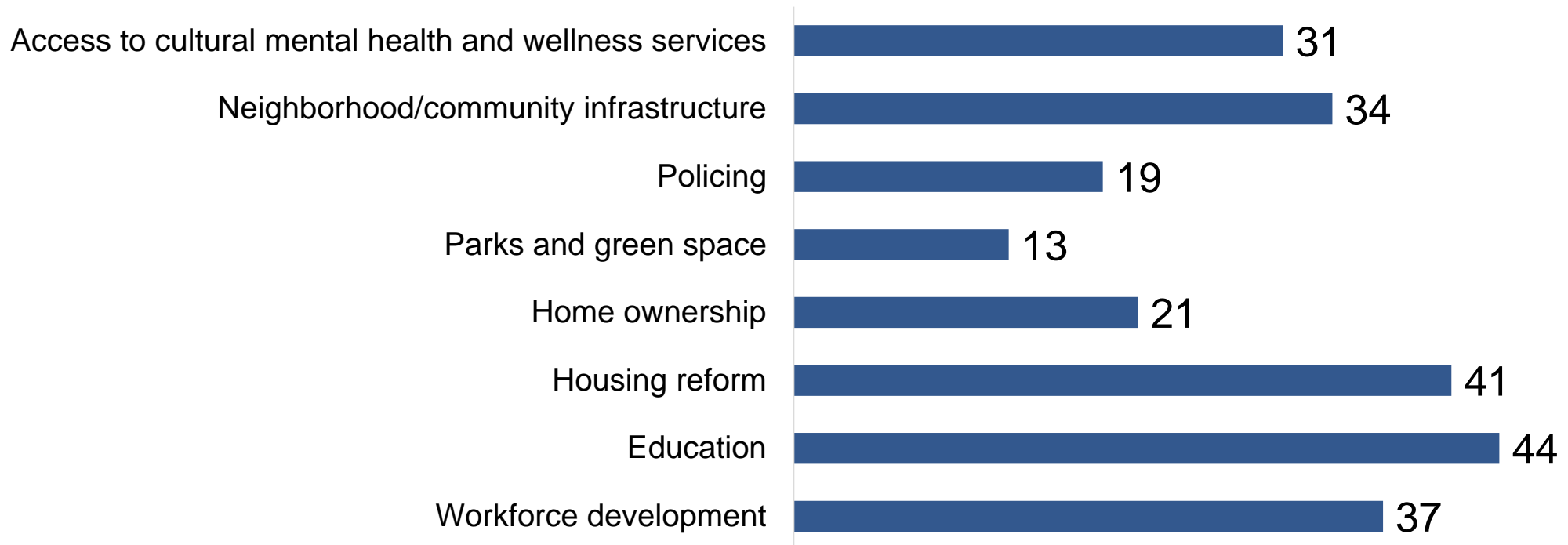
## San Gabriel Valley



# Top Community Priorities: Southeast LA

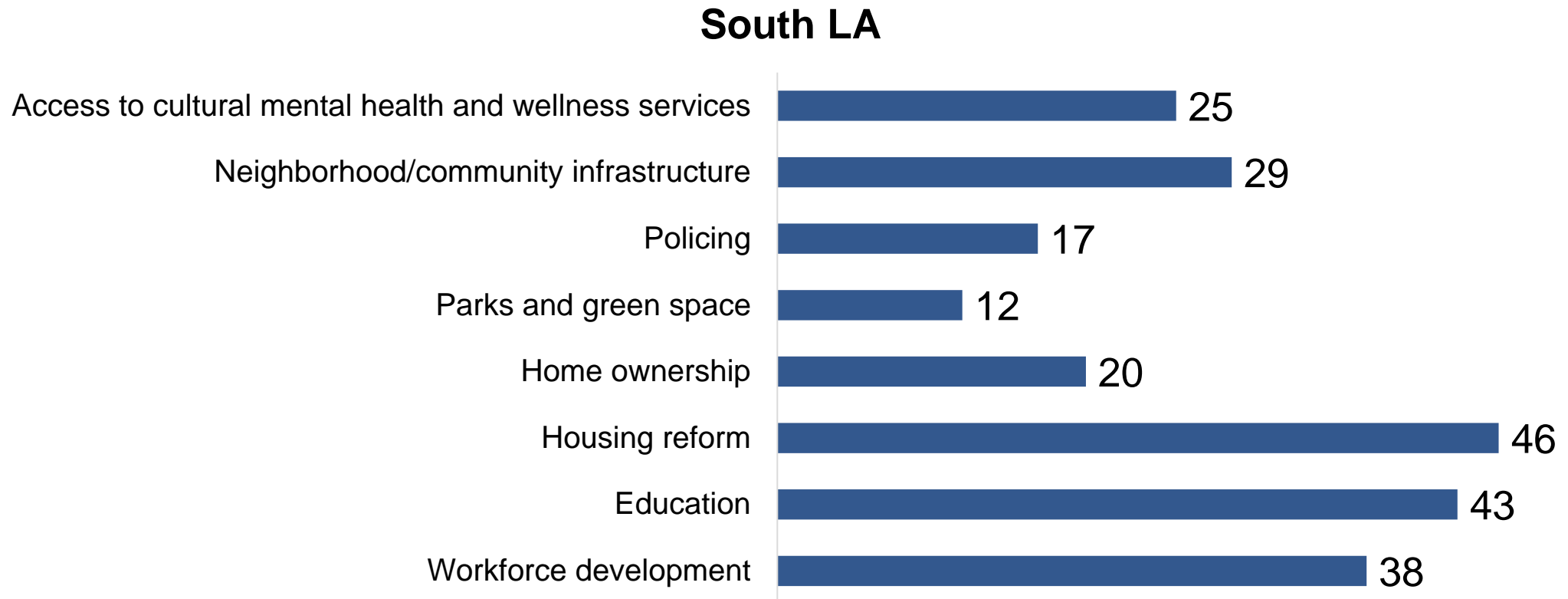
Many community leaders and elected officials say that we can recover from the pandemic and be better off than we were before. Thinking about your community, what would you say are top priorities that need to be addressed to better Southeast LA?

## Southeast LA



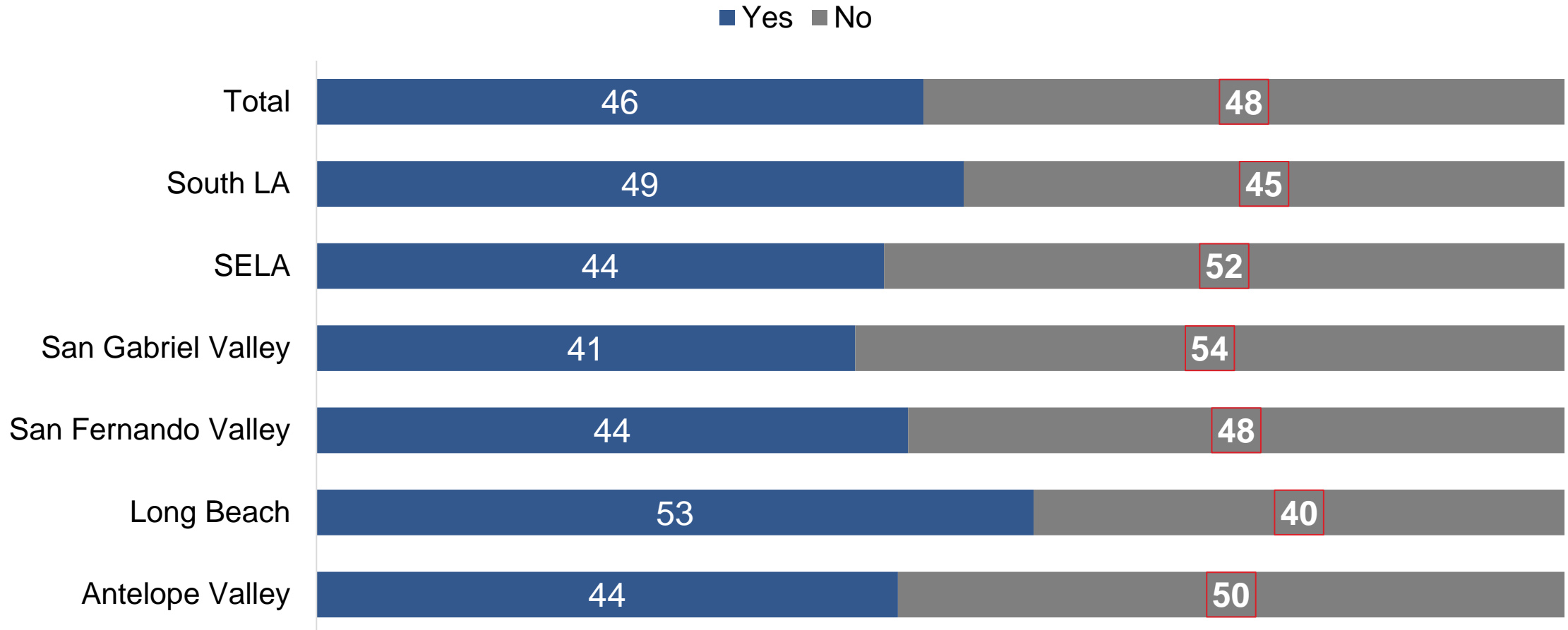
# Top Community Priorities: South LA

Many community leaders and elected officials say that we can recover from the pandemic and be better off than we were before. Thinking about your community, what would you say are top priorities that need to be addressed to better [REGION]?



# 2022 Elections - Voter engagement efforts reached an average of 46% respondents throughout our 6 regions.

Over the past year, were you asked to register to vote or vote in the 2022 elections by a candidate, a person working for a candidate, or someone from community organization?



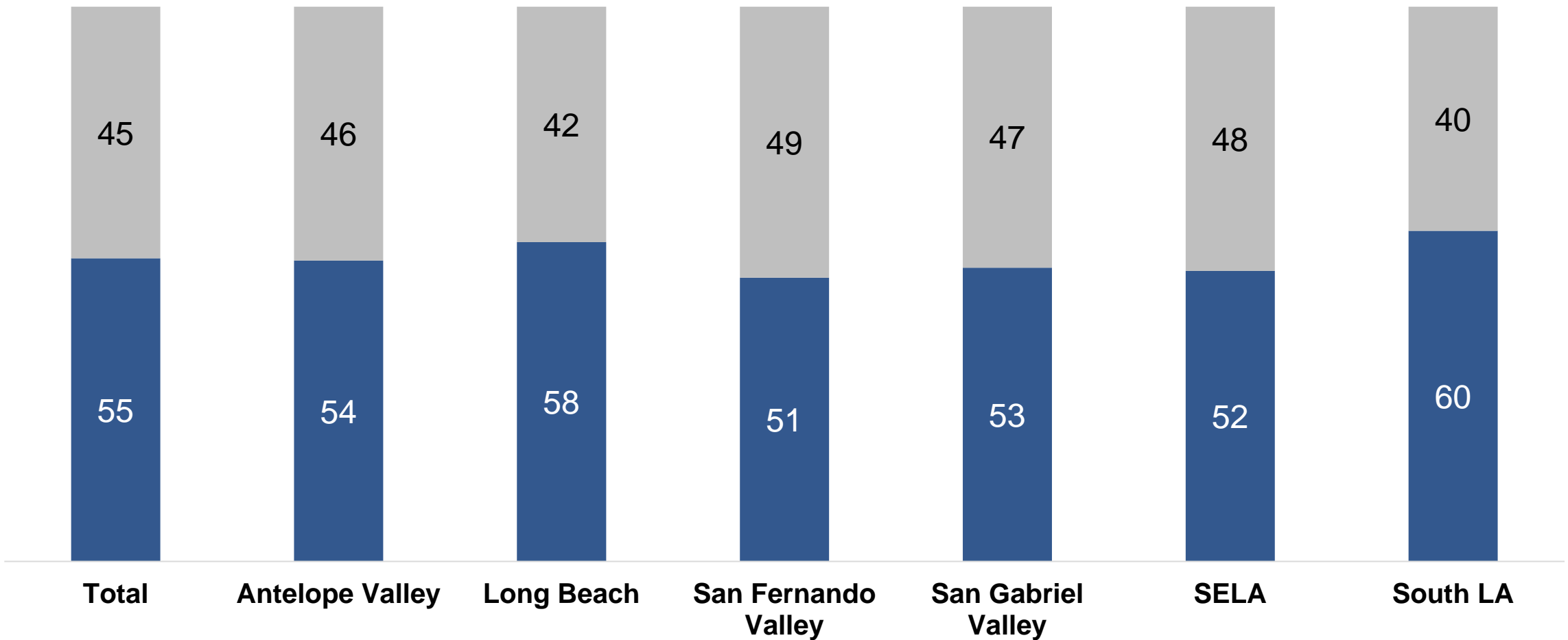
# Angelenos report being more likely to participate in local politics after COVID by talking to friends/family about an issue involving government.

Many people don't have much time for participating in local politics. However, have you been more likely to do any of the following either in person or online due to Covid? (% yes reported)

	Total	Antelope Valley	Long Beach	San Fernando Valley	San Gabriel Valley	SELA	South LA
Talked to friends/family about issue involving government	65	61	70	63	66	65	63
Posted on social media about political or social issue(s)	41	39	42	36	38	44	47
Signed a letter or petition about a social or political issue	39	33	40	35	42	41	44
Attended a PTA meeting or other volunteer group at your child's school	29	29	31	24	22	29	42
Communicated with an elected official	29	25	37	25	25	26	35
Attended a political protest, march, or rally	25	23	31	22	21	25	30
Attended government agency public meeting or hearing	25	24	29	21	20	26	31
Given money to a political campaign or political cause	23	18	30	20	24	20	28
Volunteered to work on political campaign or cause	21	23	28	17	15	17	27

# On the topic of taxes and government social services, majority of respondents are in favor of paying higher taxes in return for more government social services.

■ Pay higher taxes, more government social services ■ Pay lower taxes, fewer government social services





**PAT BROWN INSTITUTE  
FOR PUBLIC AFFAIRS**

*Unleashing the Power of Participation*

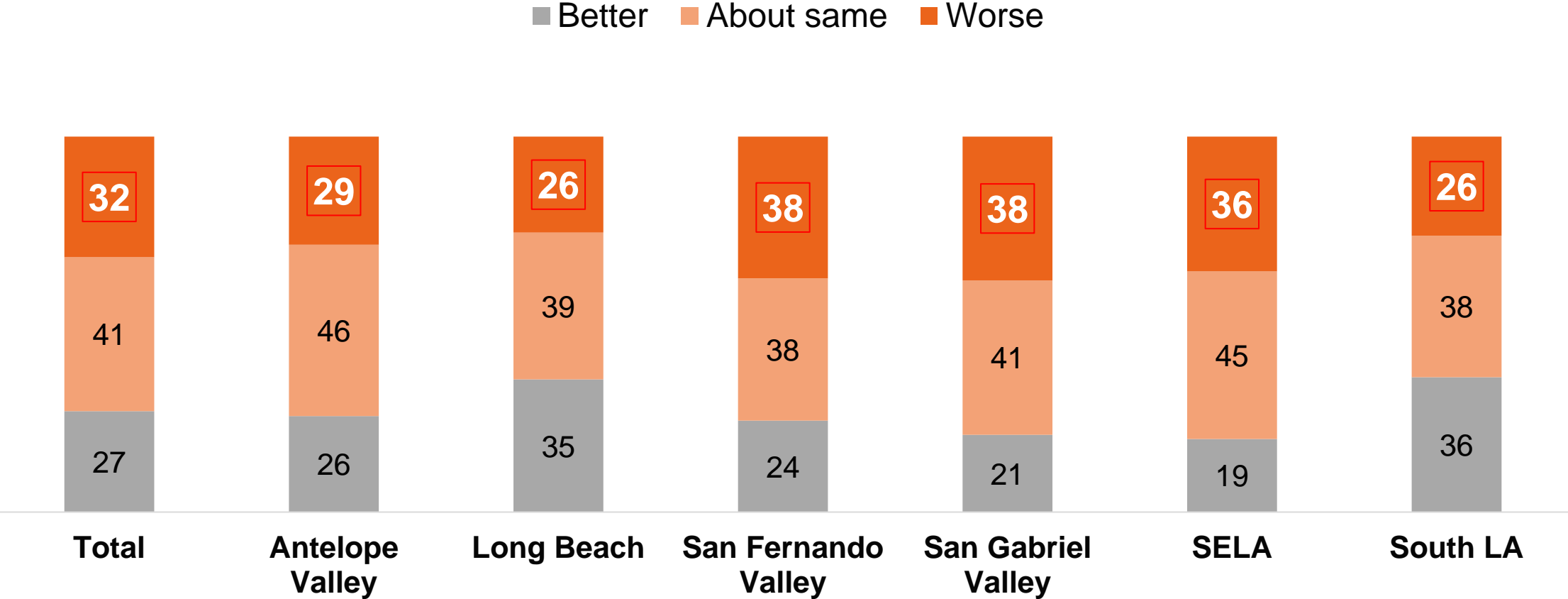


California  
**COMMUNITY**  
Foundation

# Recovery from Covid-19 Pandemic and its Impacts

# Respondents' financial situations fared distinctively in each region. Those residing in SFV and SGV felt the most negative impacts on their finances, as opposed to those in Long Beach and South LA.

How is your current financial situation compared to before the pandemic?

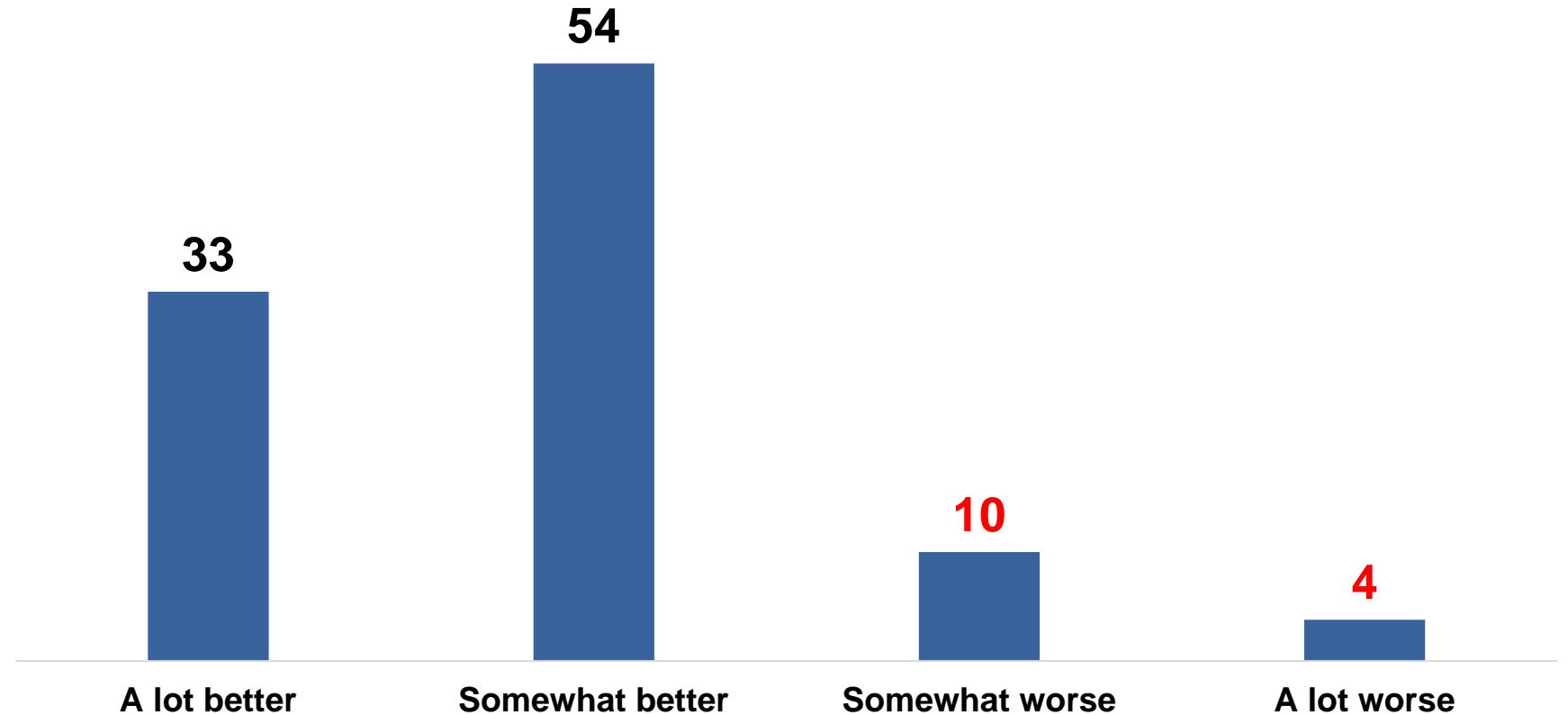




# Angelenos are hopeful that they can recover financially for the better in the next 5 years.

- An average 41% of Angelenos report their financial situation is about the same as before the COVID-19 pandemic, 32% say it's worse, and 27% report it is better than before the pandemic.
- Despite this, most Angelenos are hopeful that their financial situations will be better over the next five years.

Over the next five years, do you expect your economic situation to become:



# Angelenos are hopeful that they can recover financially for the better in the next 5 years.

Hopes of economic recovery fared similarly throughout regions, with most respondents projecting that their financial situations will take one to two years to recover from Covid-19.

Expected time to recover financially from COVID-19 pandemic	Antelope Valley	Long Beach	San Fernando Valley	San Gabriel Valley	SELA	South LA
Less than 1 month	5	6	3	3	2	4
1-6 months	12	15	13	15	11	18
6-12 months	17	17	18	15	19	20
<b>1-2 years</b>	<b>30</b>	<b>23</b>	<b>30</b>	<b>28</b>	<b>32</b>	<b>23</b>
3-5 years	13	12	12	16	11	10
More than 5 years	5	6	7	5	6	6
My finances were not hurt by the pandemic	18	21	18	19	18	19

# One concerning finding is the rate of respondents that reported having less than \$100 in savings, or savings for emergencies.

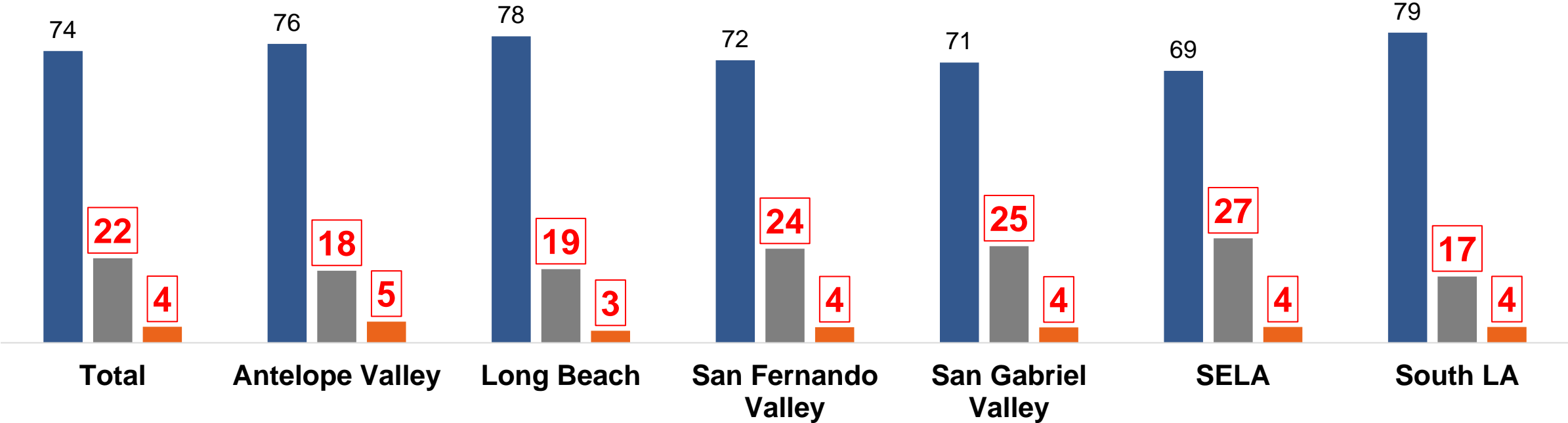
## About how much money do you currently have in savings, or saved for emergencies?

	Antelope Valley	Long Beach	San Fernando Valley	San Gabriel Valley	SELA	South LA
<b>Less than \$100</b>	<b>26</b>	<b>17</b>	<b>24</b>	<b>22</b>	<b>28</b>	<b>18</b>
Between \$100 and \$500	16	12	14	14	17	14
Between \$500 and \$1000	15	14	13	9	16	12
Between \$1000 and \$3000	17	14	15	17	15	17
Between \$3000 and \$5000	10	13	12	9	9	12
Between \$5000 and \$10,000	7	12	7	10	7	15
More than \$10,000	10	<b>18</b>	15	<b>19</b>	9	12

**While an average 74% of Angelenos say they have a steady place to live, 22% reported being worried about losing their homes in the future, and 4% do not have a steady home.**

**Which of the following best describes your housing situation?**

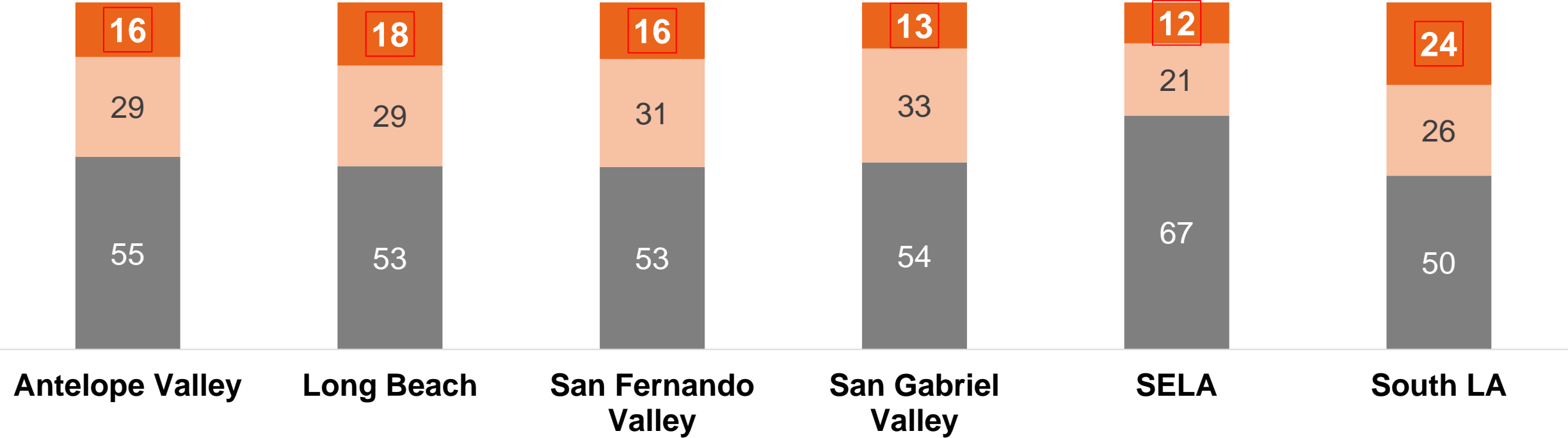
- I have a steady place to live
- I have a place to live today, but am worried about losing it in the future
- I do not have a steady place to live



# South LA, Long Beach, as well as SFV and SGV respondents felt the most significantly impacted by extreme weather in their communities.

Have you been personally affected by extreme weather (e.g., extreme heat, wildfires, drought)?

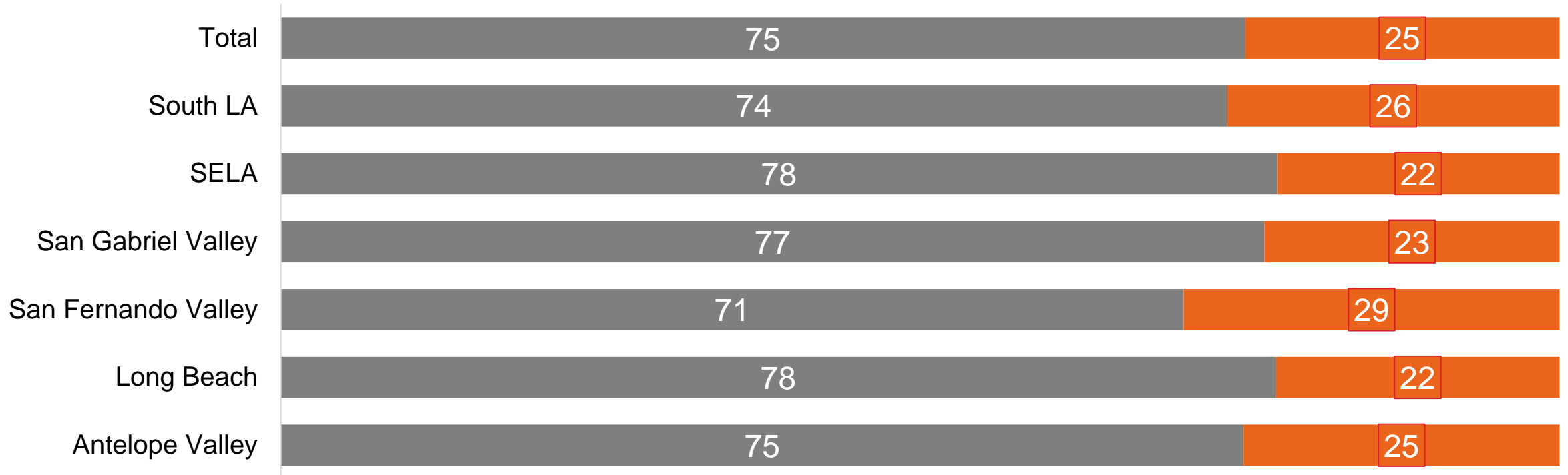
■ Little to no impact   ■ Somewhat impacted   ■ Significantly impacted



# Despite this, most Angelenos across all regions overwhelmingly report feeling safe in their communities.

Which of the following statements do you agree with the most?

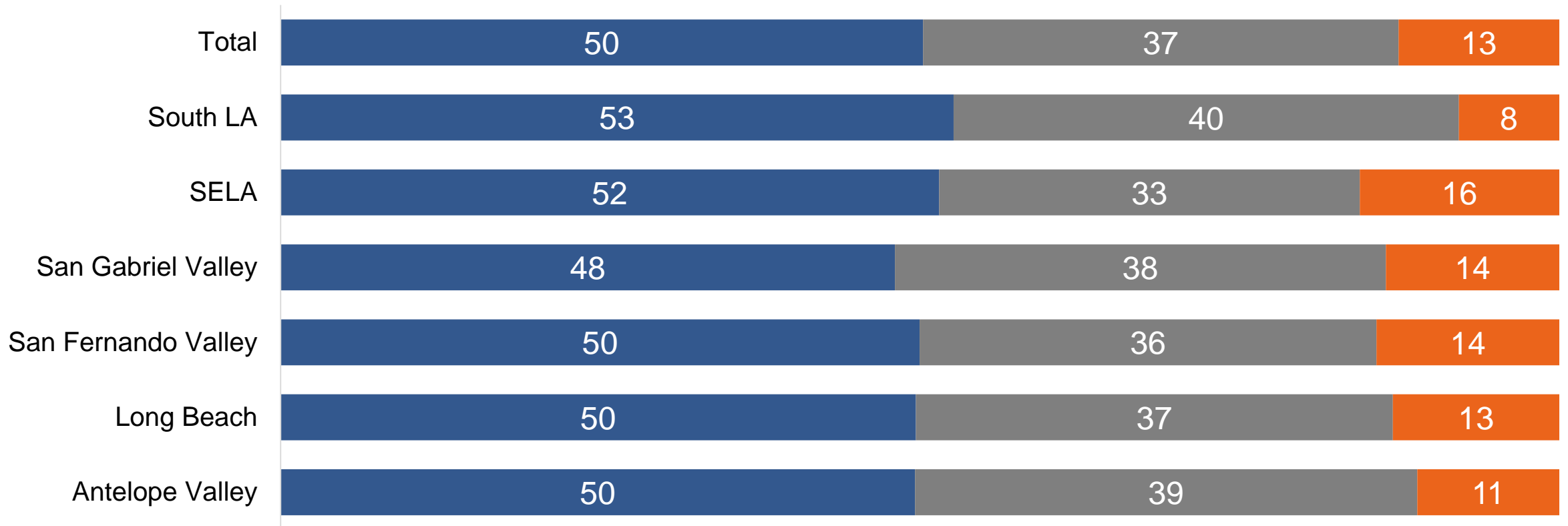
- I feel safe and comfortable living in my community
- I feel anxious, nervous, or worried about my safety in my community



# Respondents showed opposition towards decreasing police funding.

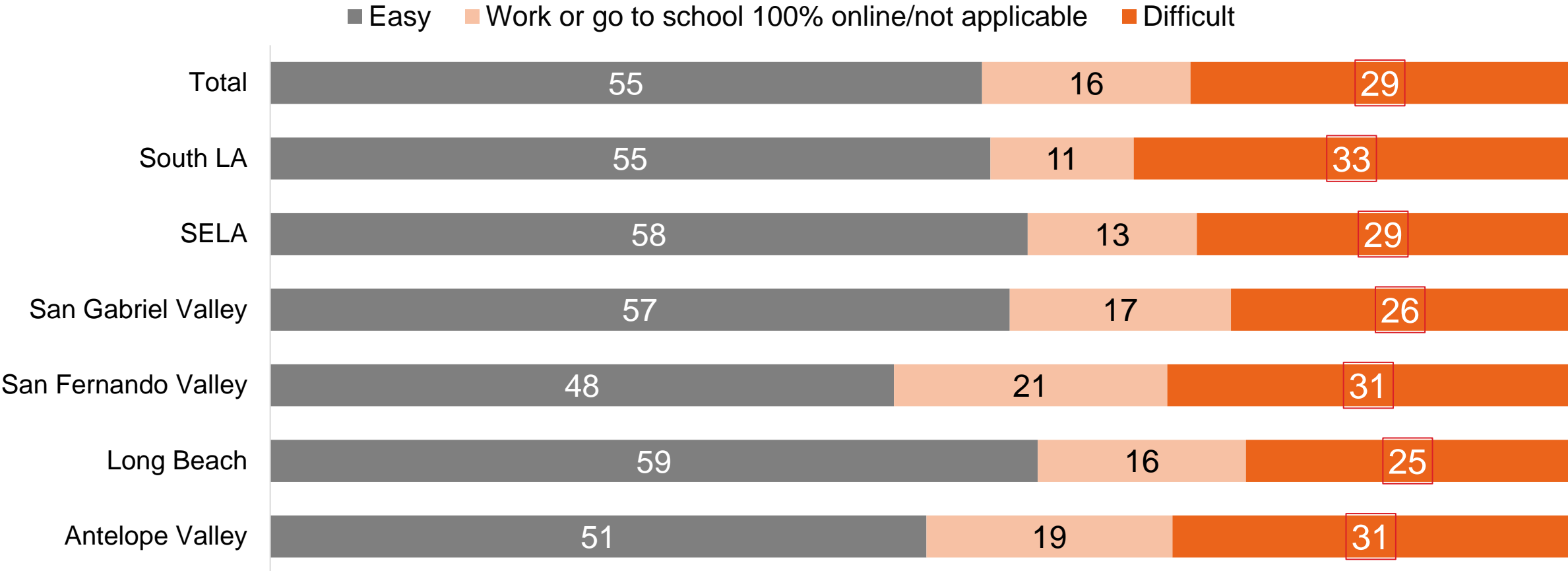
Thinking about police departments, do you think that spending on police funding should be:

■ Increased ■ Stay about the same ■ Decreased



# Three out of ten Angelenos expressed that transportation for their work and family life is somewhat or very difficult.

## How difficult is transportation for your work and family life?

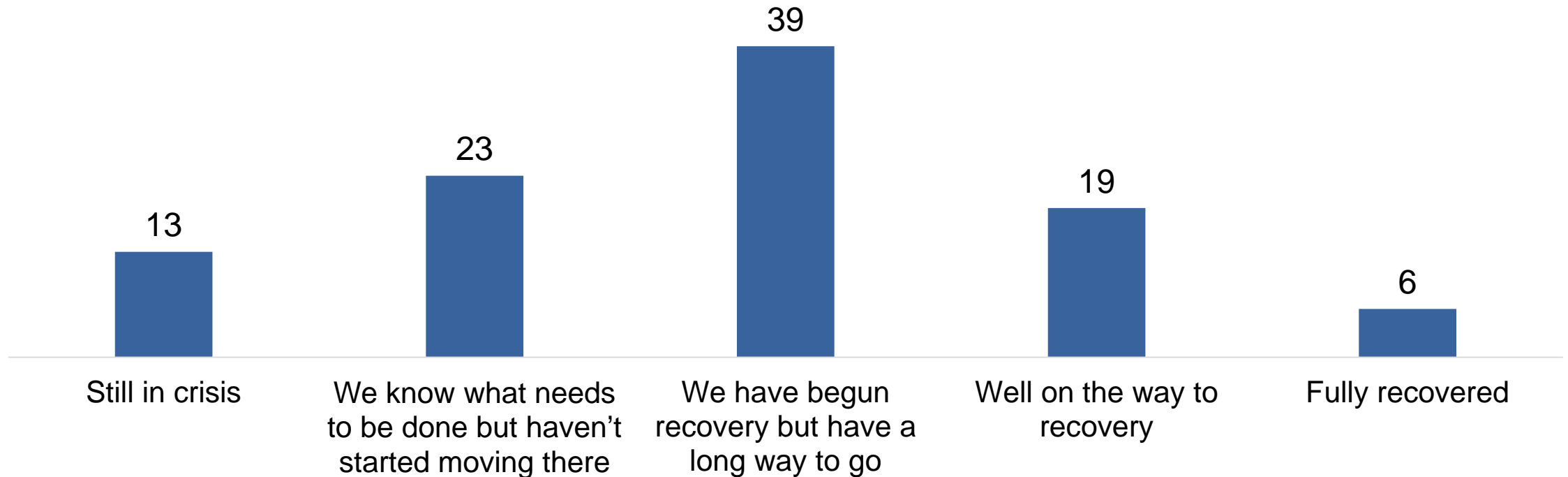




# Road to recovery after COVID-19 pandemic for Angelenos

54% of Angelenos agree with the following statement: The worst of the Covid-19 pandemic is over, we have adjusted to the new normal and it's time we start addressing the issues created by the pandemic

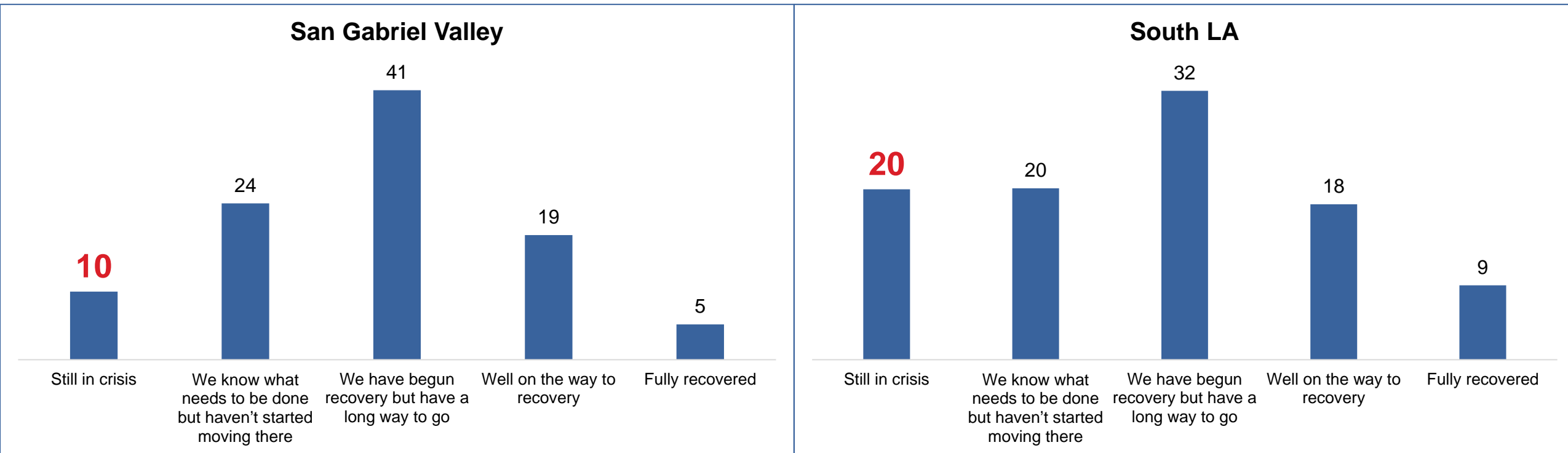
Where would you say [REGION] is on the road to recovery?





# However, some regions report still struggling with COVID more than others

Twice as many respondents in South LA say their region is “still in crisis” compared to SGV, SFV, and Long Beach where only 9-11% say their region is in crisis.



# Angelenos relied on a variety of essential needs programs during the pandemic. Nearly half used one or more of these resources.

During this past year, have you relied on any of the following agencies/organizations for access to essential needs such as food, cash assistance, health care, or any other essential needs? (% yes reported)

	Total	Antelope Valley	Long Beach	San Fernando Valley	San Gabriel Valley	SELA	South LA
Food bank	31	31	30	23	25	34	40
Non-profit or community organization	27	23	29	23	23	31	36
Community clinic	27	25	31	23	20	29	35
Church or religious center	27	24	30	22	22	29	34
Local school	21	21	23	16	18	24	25
<b>TOTAL used 1 or MORE resources</b>	<b>49</b>	<b>47</b>	<b>50</b>	<b>43</b>	<b>42</b>	<b>52</b>	<b>57</b>
<b>TOTAL used 2 or MORE resources</b>	<b>37</b>	<b>35</b>	<b>42</b>	<b>32</b>	<b>31</b>	<b>40</b>	<b>45</b>

# Road to recovery after COVID-19 pandemic for Angelenos

Have you or anyone you know experienced the following as a result of the Covid-19 pandemic? (% yes reported)

	Total	Antelope Valley	Long Beach	San Fernando Valley	San Gabriel Valley	SELA	South LA
Struggled to buy groceries and other household essentials	46	47	42	46	46	46	51
Had work hours or pay cut, but kept job	45	42	44	43	44	47	50
Struggled to make rent or mortgage payments	45	46	44	44	42	46	48
Lost a job and was not rehired	34	34	33	35	30	36	39
Lost a job but was rehired	28	28	29	24	24	31	34
Had to shut down their business	27	27	29	23	24	24	33
Lost employer-provided health insurance or other benefits	26	25	27	24	25	23	31
Unable to pay for a medical procedure or surgery	25	23	27	26	24	21	30
Struggled to buy groceries and other household essentials	46	47	42	46	46	46	51
<b>TOTAL experienced 1 or MORE difficulties</b>	70	70	70	69	68	70	72
<b>TOTAL experienced 2 or MORE difficulties</b>	57	56	57	56	54	59	60

# Road to recovery after COVID-19 pandemic for Angelenos

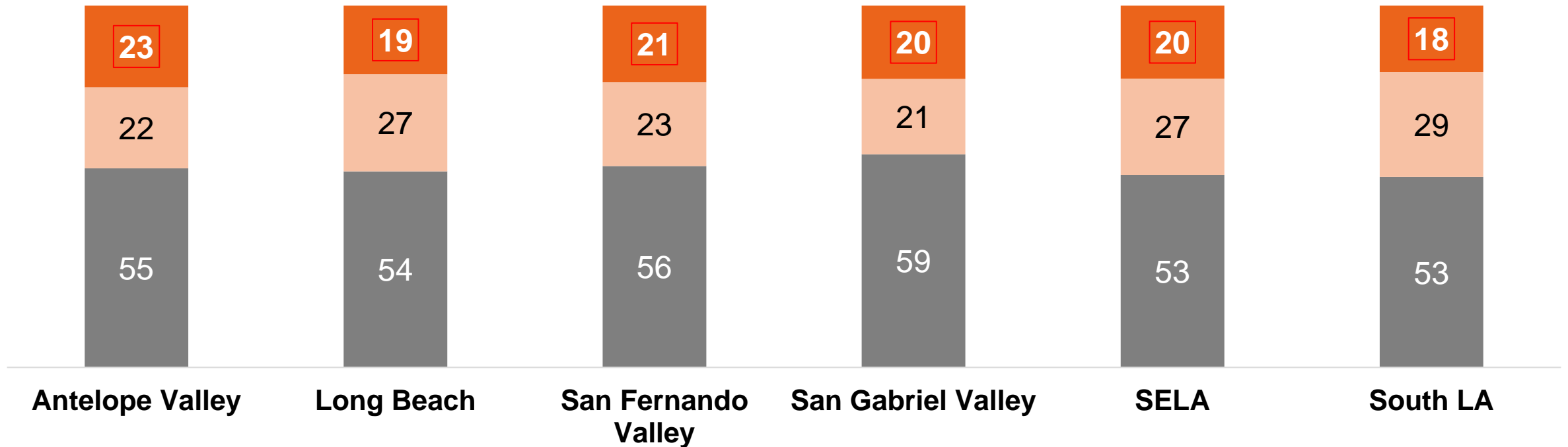
Have you or anyone you know experienced the following as a result of the Covid-19 pandemic? (% yes reported)

	Antelope Valley	Long Beach	San Fernando Valley	San Gabriel Valley	SELA	South LA
Struggled to buy groceries and other household essentials	68	60	67	68	65	70
Had work hours or pay cut, but kept job	61	64	62	65	68	70
Struggled to make rent or mortgage payments	66	64	64	61	66	67
Lost a job and was not rehired	49	48	51	45	51	53
Lost a job but was rehired	40	42	36	35	44	47
Had to shut down their business	39	41	33	36	34	45
Lost employer-provided health insurance or other benefits	36	40	34	37	33	43
Unable to pay for a medical procedure or surgery	34	38	38	36	30	41

# Road to recovery after COVID-19 pandemic for Angelenos

At any time since the start of the Covid-19 pandemic, did you fall behind on any monthly payments (e.g., rent, mortgage, car payment, utility bills, etc.)?

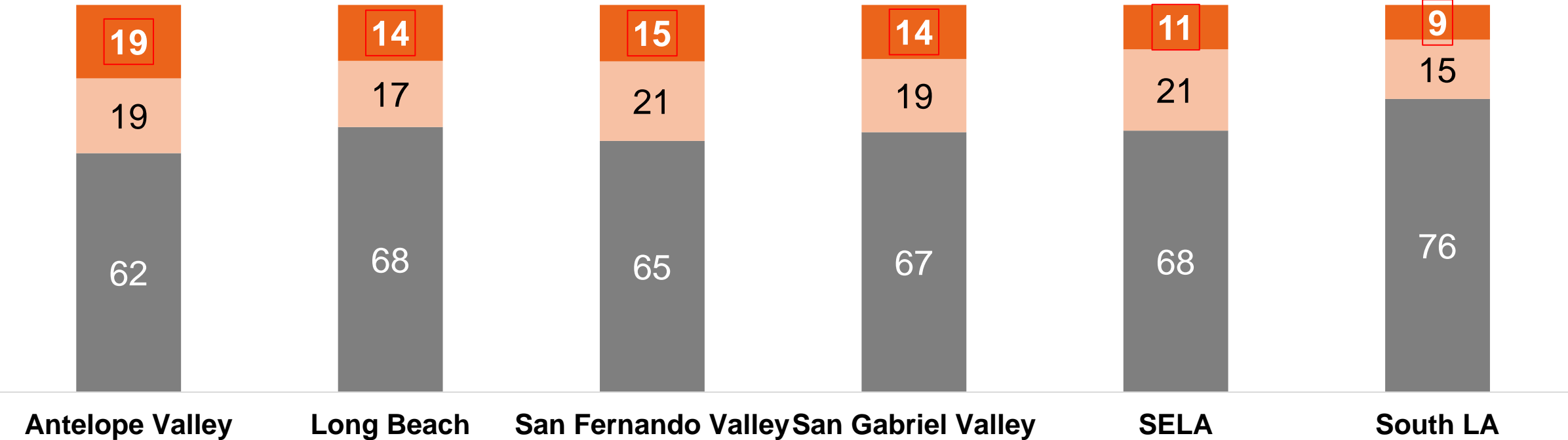
■ No, did not fall behind on any monthly payments   ■ Yes, fell behind on one monthly payment   ■ Yes, fell behind on two or more monthly payments



# COVID-19 Vaccination Rates Throughout 6 Regions

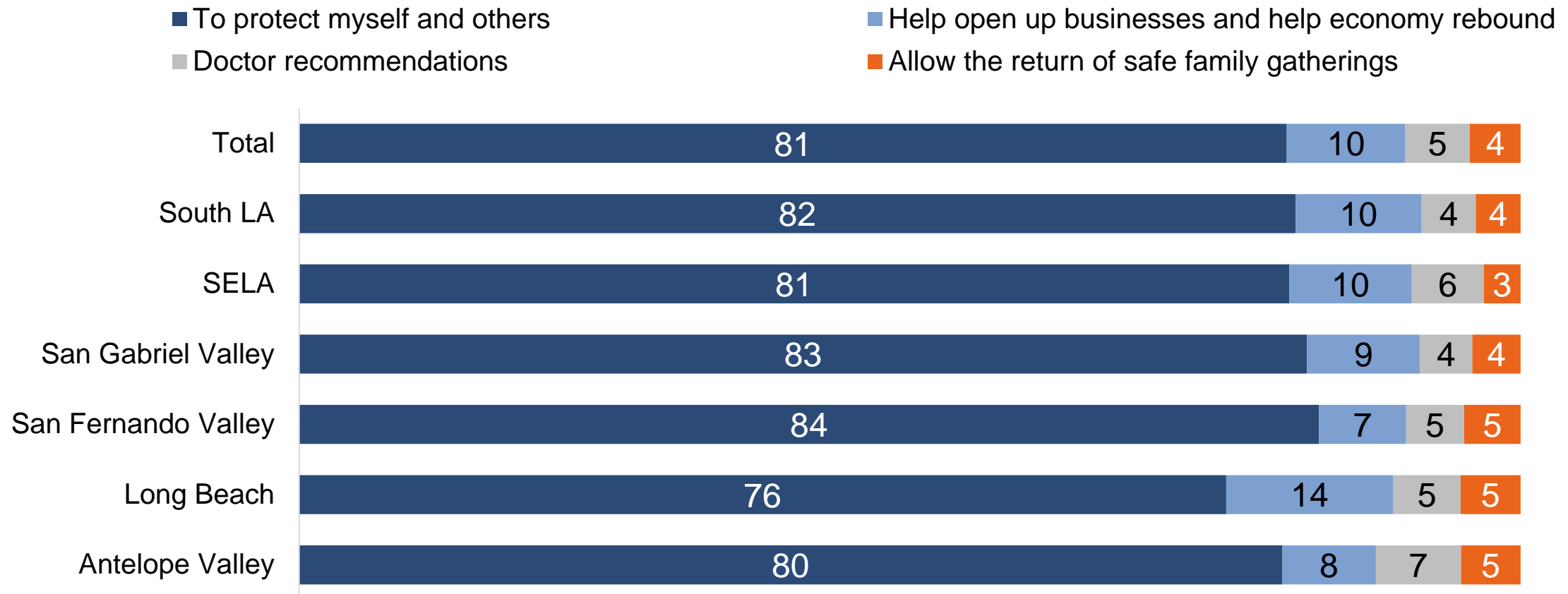
## Are you vaccinated against Covid-19?

■ Yes, vaccinated and fully boosted    ■ Yes, vaccinated, but not yet boosted    ■ No, I have never received a Covid-19 vaccine



# COVID-19 Vaccines: Top Reasons Cited for Being Vaccinated

(If vaccinated) Which of the following reasons best explains why you have been vaccinated against Covid-19?





# COVID-19 Vaccines: Top Reasons Cited for Being Unvaccinated

(If unvaccinated) Which of the following reasons best explains why you have not been vaccinated against Covid-19?

	Total	Antelope Valley	Long Beach	San Fernando Valley	San Gabriel Valley	SELA	South LA
<b>Religious reason or exemption</b>	<b>10</b>	<b>10</b>	<b>14</b>	<b>13</b>	<b>6</b>	<b>12</b>	<b>6</b>
<b>Do not trust the Covid-19 Vaccine</b>	<b>72</b>	<b>69</b>	<b>70</b>	<b>74</b>	<b>74</b>	<b>72</b>	<b>71</b>
No internet access to sign up for the vaccine	3	2	1	3	6	4	5
Did not know how/where to sign up for the vaccine	7	10	11	1	8	1	10
No transportation to get to vaccination site/clinic	5	3	2	7	6	6	6
Could not get time off from work to get vaccinated	2	5	1	1	0	2	2
Vaccine website/registration not available in my language	1	1	1	0	0	2	0

# Doctors and healthcare professions are most trusted messengers for COVID Pandemic guidance and recommendations; Media is least trusted source.

## Who do you trust with pandemic guidance and recommendations?

Most Trusted	Antelope Valley	Long Beach	San Fernando Valley	San Gabriel Valley	SELA	South LA
Doctors and Healthcare professionals	62	63	64	65	61	63
The Center for Disease Control	15	10	12	15	14	13

Least Trusted	Antelope Valley	Long Beach	San Fernando Valley	San Gabriel Valley	SELA	South LA
Media	1	4	4	2	3	3
Elected officials	3	5	2	3	2	5
Your employer	3	5	2	2	3	5



**PAT BROWN INSTITUTE  
FOR PUBLIC AFFAIRS**  
*Unleashing the Power of Participation*



California  
**COMMUNITY**  
Foundation

# Los Angeles Regional Recovery Hubs

Matt Barreto, PhD  
[matt@bspresearch.com](mailto:matt@bspresearch.com)